

ÖLFLEX® CLASSIC 110 CH

Screened halogen-free control cable, oil resistant and very flexible

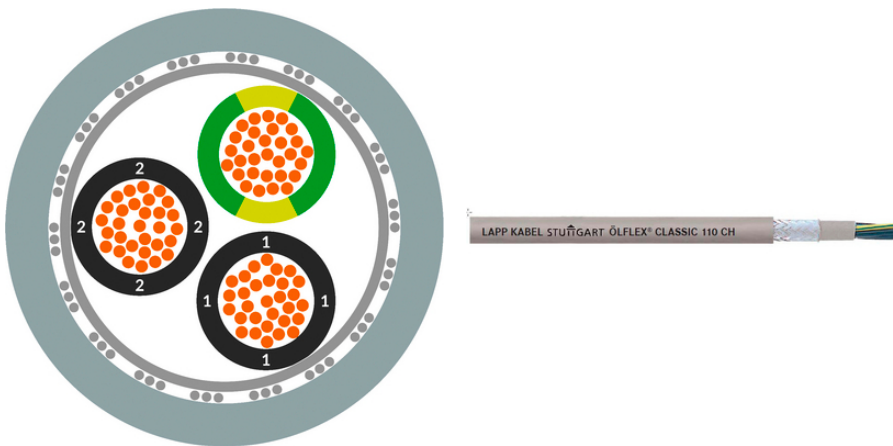
ÖLFLEX® CLASSIC 110 CH - halogen-free control cable, HFFR, oil-resistant, screened and cold-resistant for various applications, U₀/U: 300/500V




Info

CPR: Article number choice under www.lappkabel.com/cpr

High flexibility and oil-resistance

Items with higher cross-sections on request



-  Good chemical resistance
-  Flame-retardant
-  Halogen-free
-  Cold-resistant
-  Oil-resistant
-  Interference signals
-  UV-resistant

Benefits

Easy handling and installation due to very flexible cable type
 Wide application range due to excellent product features

Last Update (25.05.2023)

©2023 Lapp Group - Technical changes reserved

Product Management www.lappkabel.de

You can find the current technical data in the corresponding data sheet.

PN 0456 / 02_03.16

ÖLFLEX® CLASSIC 110 CH

Certified for maritime applications

Application range

Public buildings like airports or railway stations

Plant engineering

Industrial machinery

Heating and air-conditioning systems

Particularly where human and animal life as well as valuable property are exposed to high risk of fire hazards

Intended for use under the European Construction Product Regulation (CPR), refer to catalogue appendix T14

Note: for the use of AWM (Appliance Wiring Material) cables in industrial machinery (USA) according to NFPA 79: please see the catalogue appendix table T29

Product features

Flame-retardant according to IEC 60332-1-2

(flame spread on a single cable)

No flame-propagation according to IEC 60332-3-22 and IEC 60332-3-24 respectively IEC 60332-3-25 (Flame spread on vertical cable or wire bundle)

UL Cable Flame Test

Halogen-free according to IEC 60754-1

(amount of halogen acid gas)

Corrosiveness of combustion gases according to IEC 60754-2 (degree of acidity)

Low smoke density according to IEC 61034-2

Oil-resistant according to EN 50363-4-1 (TM5)

and UL OIL RES I and UL OIL RES II

UV and weather-resistant according to ISO 4892-2

Ozone-resistant according to EN 50396

Norm references / Approvals

UL AWM style 21089

Based on EN 50525-3-11

Based on EN 50525-2-51

DNV GL certificate no. TAE0000408

Product Make-up

Fine-wire strand made of bare copper wires

Core insulation: Halogen-free

Cores twisted in layers

Halogen-free inner sheath, grey

Tinned-copper braiding

Outer sheath: Special halogen-free compound, grey (similar to RAL 7001)

Technical Data

Classification ETIM 5:

ETIM 5.0 Class-ID: EC000104

ETIM 5.0 Class-Description: Control cable

Classification ETIM 6:

ETIM 6.0 Class-ID: EC000104

ETIM 6.0 Class-Description: Control cable

Core identification code:

Black with white numbers acc. to VDE 0293-334

Conductor stranding:

Fine wire according to VDE 0295,
class 5/IEC 60228 class 5

Minimum bending radius:

Occasional flexing: 15 x outer diameter
Fixed installation: 6 x outer diameter

Last Update (25.05.2023)

©2023 Lapp Group - Technical changes reserved

Product Management www.lappkabel.de

You can find the current technical data in the corresponding data sheet.

PN 0456 / 02_03.16

ÖLFLEX® CLASSIC 110 CH

Nominal voltage:	U0/U: 300/500 V UL: 600 V
Test voltage:	4000 V
Protective conductor:	G = with GN-YE protective conductor X = without protective conductor
Temperature range:	Occasional flexing: -30°C to +70°C (UL: +75°C) Fixed installation: -40°C to +80°C (UL: +75°C)

Note

Unless specified otherwise, the shown product values are nominal values. Detailed values (e.g. tolerances) are available upon request.

Copper price basis: EUR 150/100 kg. Refer to catalogue appendix T17 for the definition and calculation of copper-related surcharges.

Please find our standard lengths at: www.lappkabel.de/en/cable-standardlengths

Packaging size: coil \leq 30 kg or \leq 250 m, otherwise drum

Please specify the preferred type of packaging (e.g. 1 x 500 m drum or 5 x 100 m coils).

Single lengths for sizes: \geq 4G50 max. 500 m

Photographs and graphics are not to scale and do not represent detailed images of the respective products.

Prices are net prices without VAT and surcharges. Sale to business customers only.

ÖLFLEX® CLASSIC 110 CH

Article number	Number of cores and mm ² per conductor	Outer diameter [mm]	Copper index (kg/km)	Weight (kg/km)
ÖLFLEX® CLASSIC 110 CH U0/U: 300/500 V				
10035030	2 X 0.5	7.1	29.1	85
10035031	3 G 0.5	7.4	35.1	95
10035032	3 X 0.5	7.4	35.1	95
10035033	4 G 0.5	8	41.4	111
10035034	4 X 0.5	8	41.4	111
10035035	5 G 0.5	8.6	48	126
10035036	7 G 0.5	9.1	59.9	148
10035037	12 G 0.5	11.5	91.4	226
10035040	2 X 0.75	7.7	35.4	101
10035041	3 G 0.75	8	43.8	114
10035042	3 X 0.75	8	43.8	114
10035043	4 G 0.75	8.5	52.8	130
10035044	4 X 0.75	8.5	52.8	130
10035045	5 G 0.75	9.3	62.3	153
10035046	5 X 0.75	9.3	62.3	153
10035047	7 G 0.75	9.9	79.5	183
10035048	7 X 0.75	9.9	79.5	183
10035050	12 G 0.75	12.5	123.2	280
10035051	18 G 0.75	14.8	188.6	399
10035052	25 G 0.75	16.9	247.5	522
10035055	2 X 1.0	8	41.4	112
10035056	3 G 1.0	8.4	52.1	127
10035057	3 X 1.0	8.4	52.1	127
10035058	4 G 1.0	8.9	73.5	157
10035059	4 X 1.0	8.9	73.5	157
10035060	5 G 1.0	9.7	83.2	171
10035061	7 G 1.0	10.3	97.2	210
10035062	12 G 1.0	13.6	168.7	347
10035063	18 G 1.0	15.7	235.4	474
10035064	25 G 1.0	17.8	312	611
10035065	41 G 1.0	22.4	508	969
10035067	2 X 1.5	8.6	53.2	134
10035068	3 G 1.5	9	69.1	155

Last Update (25.05.2023)

©2023 Lapp Group - Technical changes reserved

 Product Management www.lappkabel.de

You can find the current technical data in the corresponding data sheet.

PN 0456 / 02_03_16

ÖLFLEX® CLASSIC 110 CH

Article number	Number of cores and mm ² per conductor	Outer diameter [mm]	Copper index (kg/km)	Weight (kg/km)
10035069	3 X 1.5	9	69.1	155
10035070	4 G 1.5	9.8	85.8	186
10035071	5 G 1.5	10.5	102.8	215
10035072	7 G 1.5	11.4	134.2	269
10035073	12 G 1.5	15	232.8	445
10035074	18 G 1.5	17.4	327.8	610
10035075	25 G 1.5	20.4	463.2	843
10035089	3 G 2.5	10.5	102.8	220
10035090	4 G 2.5	11.4	129.4	265
10035091	5 G 2.5	12.7	157.5	322
10035092	7 G 2.5	14	223	422
10035093	12 G 2.5	17.9	360.5	659
10035094	4 G 4.0	13.6	207.6	390
10035095	5 G 4.0	14.9	251.5	463
10035096	7 G 4.0	16.2	333.9	588
10035097	4 G 6.0	15.8	294.8	516
10035098	5 G 6.0	17.3	356.1	616
10035099	7 G 6.0	18.8	479.3	792
10035380	4 G 10.0	19.1	461.1	789
10035381	5 G 10.0	21.4	586.6	998
10035382	4 G 16.0	22.3	727.6	1154
10035383	5 G 16.0	24.5	888.7	1389
10035384	4 G 25.0	27	1,123.9	1807
10035386	4 G 35.0	30.4	1,529.2	2321

Last Update (25.05.2023)

©2023 Lapp Group - Technical changes reserved

 Product Management www.lappkabel.de

You can find the current technical data in the corresponding data sheet.

PN 0456 / 02_03_16